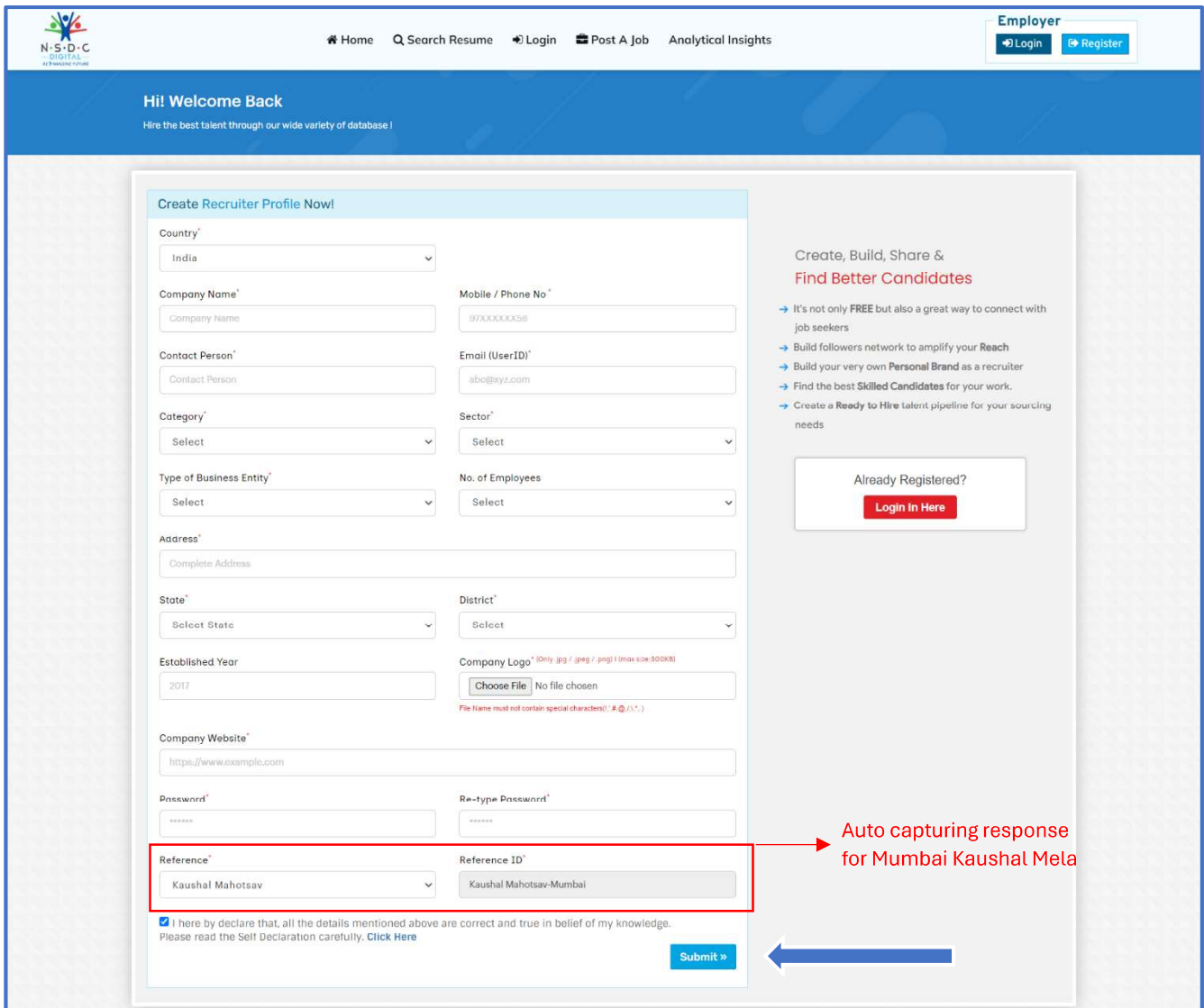


Sansad Rozgar Mela, Mumbai – Registration Process

Following are the steps to be followed Sansad Rozgar Mela, Mumbai registration

Step 1 : Go to below URL for registration in “Sansad Rozgar Mela, Mumbai”

URL : <https://nsdcjobx.com/EmployerRegistration?UtmSource=KaushalMahotsav>



The screenshot shows the 'Create Recruiter Profile Now!' form on the N.S.D.C. website. The form includes fields for Country (India), Company Name, Contact Person, Category, Sector, Type of Business Entity, No. of Employees, Address, State, District, Established Year, Company Logo, Company Website, Password, and Re-type Password. A red box highlights the 'Reference' and 'Reference ID' fields, which are pre-filled with 'Kaushal Mahotsav' and 'Kaushal Mahotsav-Mumbai' respectively. A red arrow points to these fields with the text 'Auto capturing response for Mumbai Kaushal Mela'. A blue arrow points to the 'Submit' button. To the right of the form, there is a section titled 'Create, Build, Share & Find Better Candidates' with a list of benefits and an 'Already Registered? Login In Here' button.

Country*
India

Company Name*
Company Name

Mobile / Phone No*
97XXXXXX58

Contact Person*
Contact Person

Email (UserID)*
abc@xyz.com

Category*
Select

Sector*
Select

Type of Business Entity*
Select

No. of Employees
Select

Address*
Complete Address

State*
Select State

District*
Select

Established Year
2017

Company Logo* (Only .jpg / .png / .png) (max size:500KB)
Choose File No file chosen
File Name must not contain special character(' ' & @ / \ ,)

Company Website*
<https://www.example.com>

Password*

Re-type Password*

Reference*
Kaushal Mahotsav

Reference ID*
Kaushal Mahotsav-Mumbai

I here by declare that, all the details mentioned above are correct and true in belief of my knowledge.
Please read the Self Declaration carefully. [Click Here](#)

Submit »

Employer
Login Register

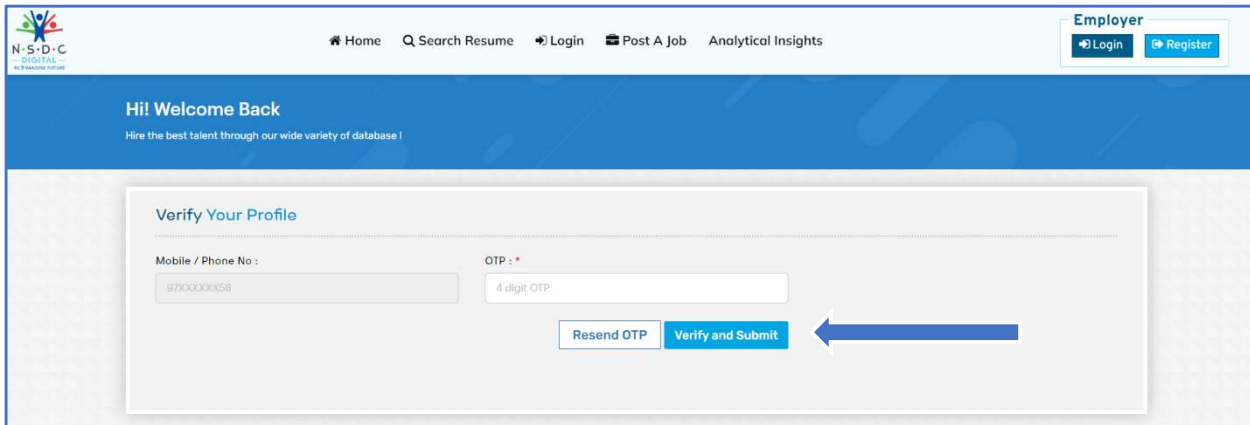
Hi! Welcome Back
Hire the best talent through our wide variety of database!

Create, Build, Share &
Find Better Candidates

- It's not only FREE but also a great way to connect with job seekers
- Build followers network to amplify your Reach
- Build your very own Personal Brand as a recruiter
- Find the best Skilled Candidates for your work.
- Create a Ready to Hire talent pipeline for your sourcing needs

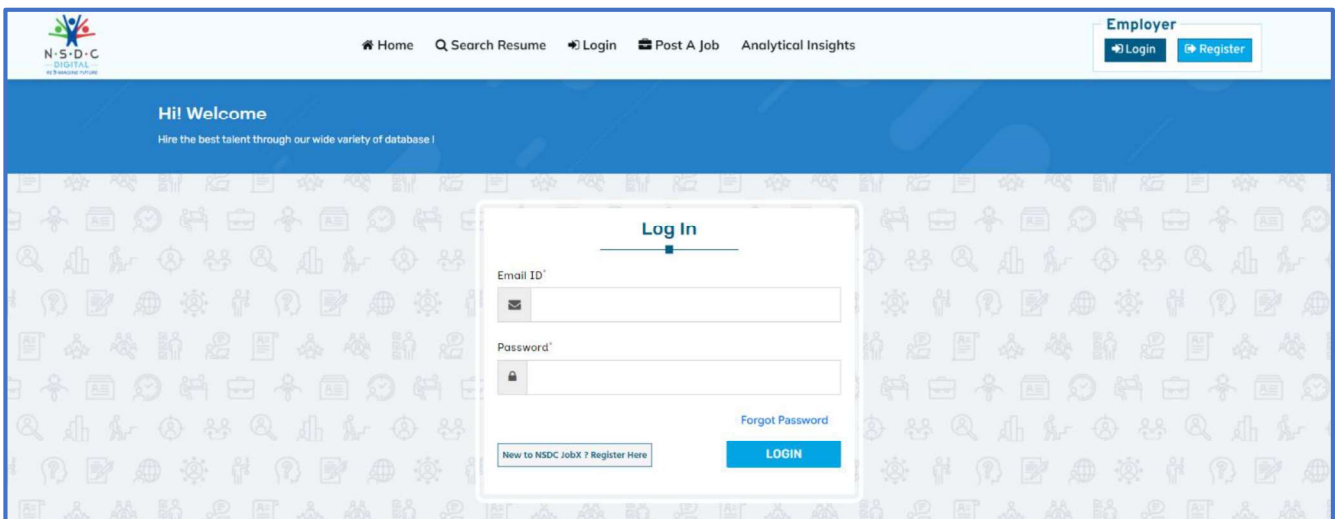
Already Registered?
Login In Here

Step 2 : Verify your mobile & email through OTP



The screenshot shows the 'Verify Your Profile' form on the N.S.D.C. Digital website. The form is titled 'Verify Your Profile' and contains two input fields: 'Mobile / Phone No.' and 'OTP : *'. The 'Mobile / Phone No.' field contains the number '97XXXXXX58'. The 'OTP : *' field is labeled '4 digit OTP' and is currently empty. Below the input fields are two buttons: 'Resend OTP' and 'Verify and Submit'. A blue arrow points to the 'Verify and Submit' button. The website header includes the N.S.D.C. Digital logo, navigation links (Home, Search Resume, Login, Post A Job, Analytical Insights), and an 'Employer' section with 'Login' and 'Register' buttons. The main content area has a blue banner with the text 'Hi! Welcome Back' and 'Hire the best talent through our wide variety of database!'.

Step 3 : Your login will be activated post approval of the Admin. Please login to post your job.

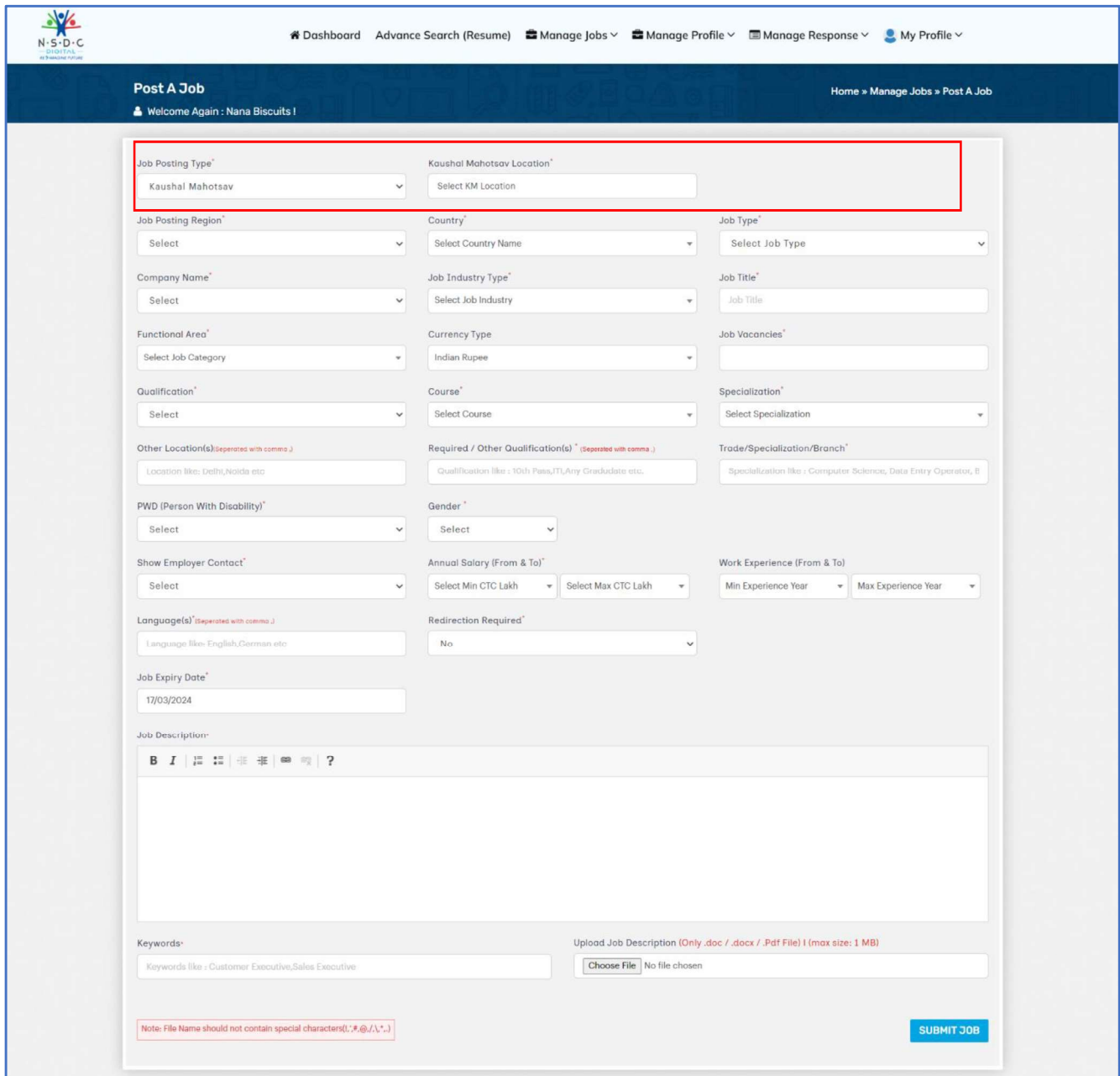


The screenshot shows the 'Log In' form on the N.S.D.C. Digital website. The form is titled 'Log In' and contains two input fields: 'Email ID*' and 'Password*'. The 'Email ID*' field has an envelope icon and is currently empty. The 'Password*' field has a lock icon and is currently empty. Below the input fields are two buttons: 'Forgot Password' and 'LOGIN'. There is also a link 'New to NSDC JobX ? Register Here'. The website header includes the N.S.D.C. Digital logo, navigation links (Home, Search Resume, Login, Post A Job, Analytical Insights), and an 'Employer' section with 'Login' and 'Register' buttons. The main content area has a blue banner with the text 'Hi! Welcome' and 'Hire the best talent through our wide variety of database!'. The background of the page features a repeating pattern of various icons related to business and technology.

Post employer registration, please do the Job Posting through following steps :

Step 1 : Job Posting.

- i. Choose - Job Posting Category : **Kaushal Mahotsav**
- ii. Choose – Kaushal Mahotsav Location : **Mumbai**



Post A Job Home » Manage Jobs » Post A Job

Welcome Again : Nana Biscuits !

Job Posting Type* Kaushal Mahotsav Location*
 Kaushal Mahotsav Select KM Location

Job Posting Region* **Country*** **Job Type***
 Select Select Country Name Select Job Type

Company Name* **Job Industry Type*** **Job Title***
 Select Select Job Industry Job Title

Functional Area* **Currency Type*** **Job Vacancies***
 Select Job Category Indian Rupee

Qualification* **Course*** **Specialization***
 Select Select Course Select Specialization

Other Location(s) (Separated with comma.) **Required / Other Qualification(s) (Separated with comma.)** **Trade/Specialization/Branch***
 Location like: Delhi, Noida etc. Qualification like : 10th Pass,ITI,Any Graduate etc. Specialization like : Computer Science, Data Entry Operator, B

PWD (Person With Disability)* **Gender***
 Select Select

Show Employer Contact* **Annual Salary (From & To)*** **Work Experience (From & To)**
 Select Select Min CTC Lakh Select Max CTC Lakh Min Experience Year Max Experience Year

Language(s) (Separated with comma.) **Redirection Required***
 Language like: English, German etc. No

Job Expiry Date*
 17/03/2024

Job Description:
 B I | | | | | | | ?

Keywords: **Upload Job Description (Only .doc / .docx / .Pdf File) (max size: 1 MB)**
 Keywords like : Customer Executive, Sales Executive Choose File No file chosen

Note: File Name should not contain special characters(!,*,@,/,\\,~)

SUBMIT JOB

Note :

1. Your job will be get displayed on www.nsdcbjobx.com, post approval from the JobX Admin.
2. You should expect the job approval within 24 hrs. of the posting.